

IMPACT REPORT

2023-2025



BUILDING BRIGHTER FUTURES THROUGH CAREER-CONNECTED LEARNING

Over the past two years, CTE Foundation has empowered Sonoma County students with hands-on, career-connected learning experiences that **build skills, inspire confidence and open doors to future success.**

ENGAGEMENT & CAREER READINESS



140

Local
Employers
engaged



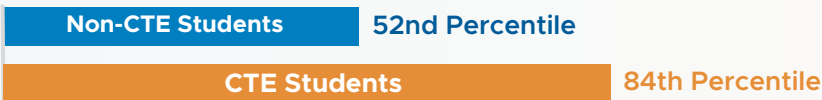
26

Paid internships
for graduates

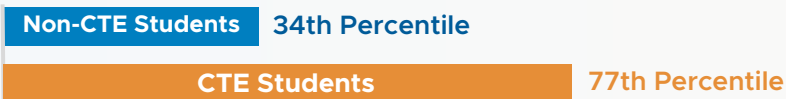
CAREER-CONNECTED LEARNING WORKS.

CTE students have higher graduation rates and lower absenteeism than non-CTE students because:

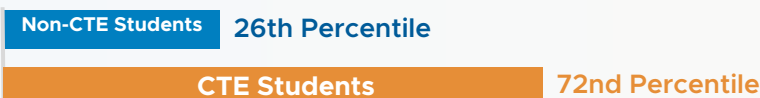
- CTE students have a stronger sense of belonging



- CTE students are more engaged



- CTE students feel more prepared for college & career



**Based on CA Dashboard and student perceptions via local YouthTruth surveys.*

STUDENT EXPERIENCE & OUTCOMES



My CTE class changed how I see my future and showed me that with focus, I can pursue any career I set my mind to."

-Electrical Engineering Student

514

engaged in CTE
Foundation
STEM Programs

INVESTMENTS IN STUDENTS & SCHOOLS

\$1,066,496

Direct Grants to Programs

11,669

Students Served

THE RESULTS

96% graduation rate for CTE concentrators

compared to

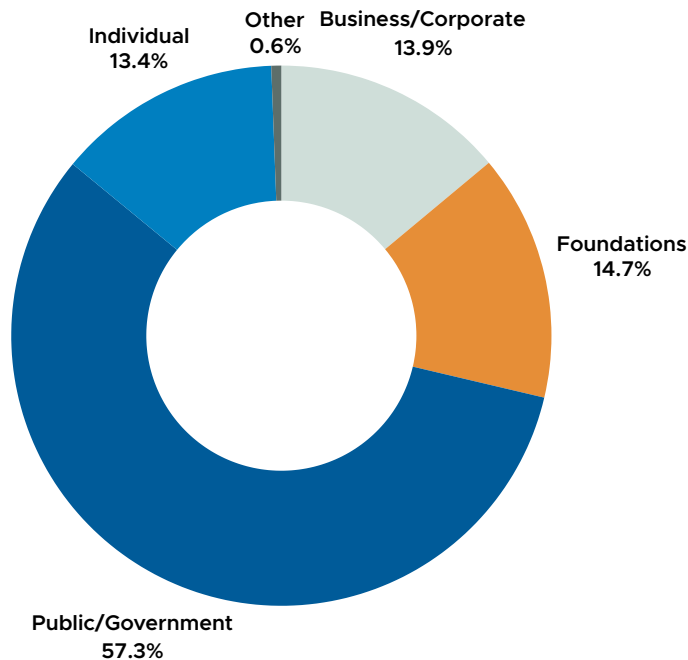
85% graduation rate for non-CTE students

*Based on data from the Association for Career and Technical Education. Graduation rates consistent with local data.

To learn more, visit ctesonomacounty.org

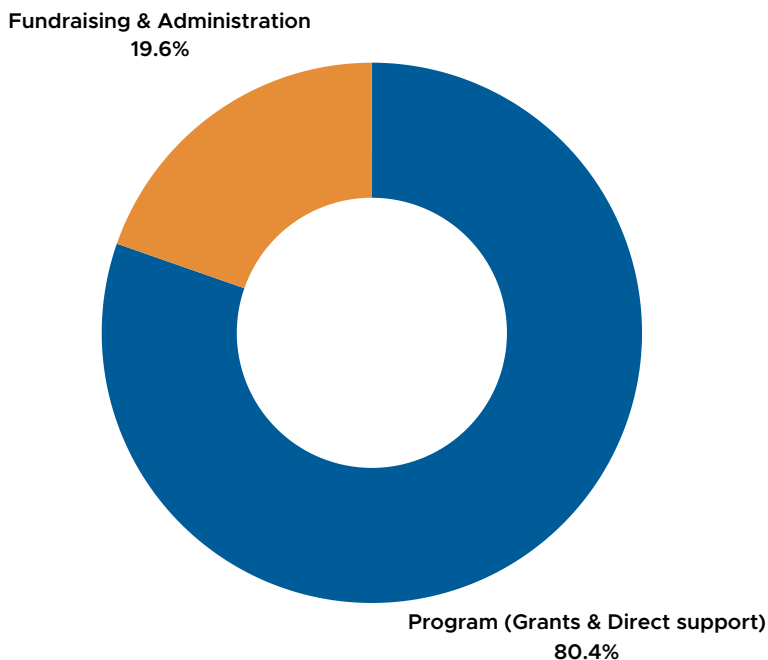
Audited Financials*

Where the money comes from:



Individual	\$395,399
Business & Corporate	\$398,333
Foundations	\$436,000
Public & Government	\$1,689,858
Other	\$17,221
Total Revenue	\$2,936,811

Where the money goes*:



Program (Grants to schools, Direct support for teachers and students)	\$1,892,306
Fundraising and Administration	\$462,741
Total Expense	\$2,355,047

*Audited Financials reported & approved June 30, 2024.

*As reported after administrative allocation.